



Made in Eugene, Oregon

Rose & Flower Mix supplies your favorite roses, bulbs, annuals and perennials with the nutrients they need for vigorous growth and sensational flowers. Tantalizing tea roses, magnificent marigolds, petite petunias, and tumescent tulips will all benefit from a good dose of Rose & Flower Mix. Onions and garlic love it too! Apply Down To Earth® Rose & Flower Mix at planting and throughout the season for a vibrant and colorful garden.

GUARANTEED ANALYSIS

TOTAL NITROGEN (N)	4.0%	ALSO CONTAINS NON-PLANT FOOD INGREDIENT(S):	2.5% Humic Acids derived from Leonardite
0.4% Water Soluble Nitrogen		<i>*Humic Acids may increase micronutrient uptake</i>	
3.6% Water Insoluble Nitrogen		Listed by the Organic Materials Review Institute (OMRI) for use in organic production.	F002174
AVAILABLE PHOSPHATE (P ₂ O ₅)	8.0%		
SOLUBLE POTASH (K ₂ O)	4.0%		
MAGNESIUM (Mg)	2.0%		
2.0% Water Soluble Magnesium			

Derived from: Fish Bone Meal, Langbeinite, Alfalfa Meal, Rock Phosphate, Blood Meal, Feather Meal, and Seaweed Meal

APPLICATION RATES

Approximate Conversions 2 1/2 cups ≈ 1 lb 1/2 cup ≈ 3.2 oz 2 1/2 Tbsp ≈ 1 oz

Roses & Perennials:

For new transplants, add 1/2-1 cup per hole, mix into soil and water in well.
To feed established plants, side dress 1/4-1/2 cup per plant, depending on plant size and desired growth rate, once each month during the growing season.



Vegetable Gardens & Flower Beds:

To prepare new gardens, apply 2.5-5 lbs per 100 square feet and thoroughly mix into the top 3" of soil.
For new transplants, add 1-2 Tbsp per hole, mix into soil, add transplant, fill in with soil and water in well.
To feed established plants, side dress 2-4 oz, depending on plant size and desired growth rate, once each month during the growing season.



Containers:

For new plantings, add 1-2 Tbsp per gallon of soil and mix thoroughly OR add 5-10 lbs per cubic yard.



Bulbs:

When planting, add 2-4 Tbsp per hole, mix into soil, and water in well.



 USE OF A DUST MASK IS RECOMMENDED

PLEASE STORE AWAY FROM PETS 

Rose & Flower Mix 4-8-4

Visit us online at: [downtoearthfertilizer.com](https://www.downtoearthfertilizer.com)



Scan for more information about this product

DOWN TO EARTH® is committed to using sustainable packaging materials that can be recovered and recycled.



MADE IN THE USA using quality ingredients responsibly sourced from around the world.



Information regarding the contents and levels of metals in this product is available on the internet at: <http://www.aapfco.org/metals.html>

Down To Earth Distributors, Inc.™
P.O. Box 1419
Eugene, Oregon 97440




Rose & Flower Mix 4-8-4



ALL NATURAL FERTILIZER

Rose & Flower Mix 4-8-4



COMPOST THIS BOX!







NET WT 5 LB (2.27 kg)



"Keep on growing!" – Jack

Rose & Flower Mix 4-8-4

- 1. Dig** 
- 2. Feed**  Mix with a small amount of soil. Follow the application rates on the back of the box. Remove plant from container and gently loosen roots.
- 3. Plant**  Fill remaining gaps with soil and press gently to remove air gaps.
- 4. Water**  Saturate the soil well just after transplanting. Aim to keep the soil damp, not wet, while the plant becomes established.

