



Made in Eugene, Oregon

Flower Garden

is for all the gardeners who don't want to let their veggies have all the fun! Its high phosphorus formula is designed to bring out buds, blooms and beauty in your spring and summer gardens. Of course it's also got all of the other high quality and blend-fortifying ingredients you've come to expect from Down To Earth! We've added an extra helping of potassium and magnesium plus just enough nitrogen to keep the flower picking party going all season long. Use Flower Garden to keep your annuals, bulbs and perennials happy and bursting with fabulous and fragrant flowers.

GUARANTEED ANALYSIS

TOTAL NITROGEN (N)	2.0%	Derived from: Fish Bone Meal, Potassium Sulfate, Magnesium Sulfate, Alfalfa Meal, Rock Phosphate, Basalt, Langbeinite and Seaweed Meal
0.2% Water Soluble Nitrogen		
1.8% Water Insoluble Nitrogen		
AVAILABLE PHOSPHATE (P ₂ O ₅)	6.0%	Listed by the Organic Materials Review Institute (OMRI) for use in organic production.
SOLUBLE POTASH (K ₂ O)	5.0%	F002174
CALCIUM (Ca)	8.0%	
MAGNESIUM (Mg)	1.0%	
1.0% Water Soluble Magnesium		
SULFUR (S)	3.0%	

APPLICATION RATES

Approximate Conversions	3.5 cups ≈ 1 lb	½ cup ≈ 2 oz	1 Tbsp ≈ 0.5 oz
-------------------------	-----------------	--------------	-----------------

Roses & Perennials:

For new transplants, add ½-1 cup per hole, mix into soil and water in well.

To feed established plants, side dress ¼-½ cup per plant, depending on plant size and desired growth rate, once each month during the growing season.




Flower Gardens & Raised Beds:

To prepare new gardens, apply 2.5-5 lbs per 100 square feet and thoroughly mix into the top 3" of soil.

For new transplants, add 1-2 Tbsp per hole, mix into soil, add transplant, fill in with soil and water in well.

To feed established plants, side dress 2-4 oz, depending on plant size and desired growth rate, once each month during the growing season.



Containers:


For new plantings, add 1-2 Tbsp per gallon of soil and mix thoroughly OR add 5-10 lbs per cubic yard.

For established plants, lightly mix 1-2 Tbsp per gallon into the soil surface once each month during the growing season.



Bulbs:

When planting, add 2-4 Tbsp per hole, mix into soil, and water in well.



PLEASE STORE AWAY FROM PETS 

Flower Garden 2-6-5

Visit us online at: downtoearthfertilizer.com



Scan for more information about this product

DOWN TO EARTH® has been supplying premium quality, natural and organic fertilizers and soil amendments to gardeners, farmers and manufacturers since 1977

Flatten Before Recycling



how2recycle.info

DOWN TO EARTH® is committed to using sustainable packaging materials that can be recovered and recycled to make new products. We choose environmentally conscious suppliers and source locally whenever possible.

Information regarding the contents and levels of metals in this product is available on the internet at: <http://www.aapfco.org/metals.html>

Down To Earth Distributors, Inc.®
P.O. Box 1419
Eugene, Oregon 97440

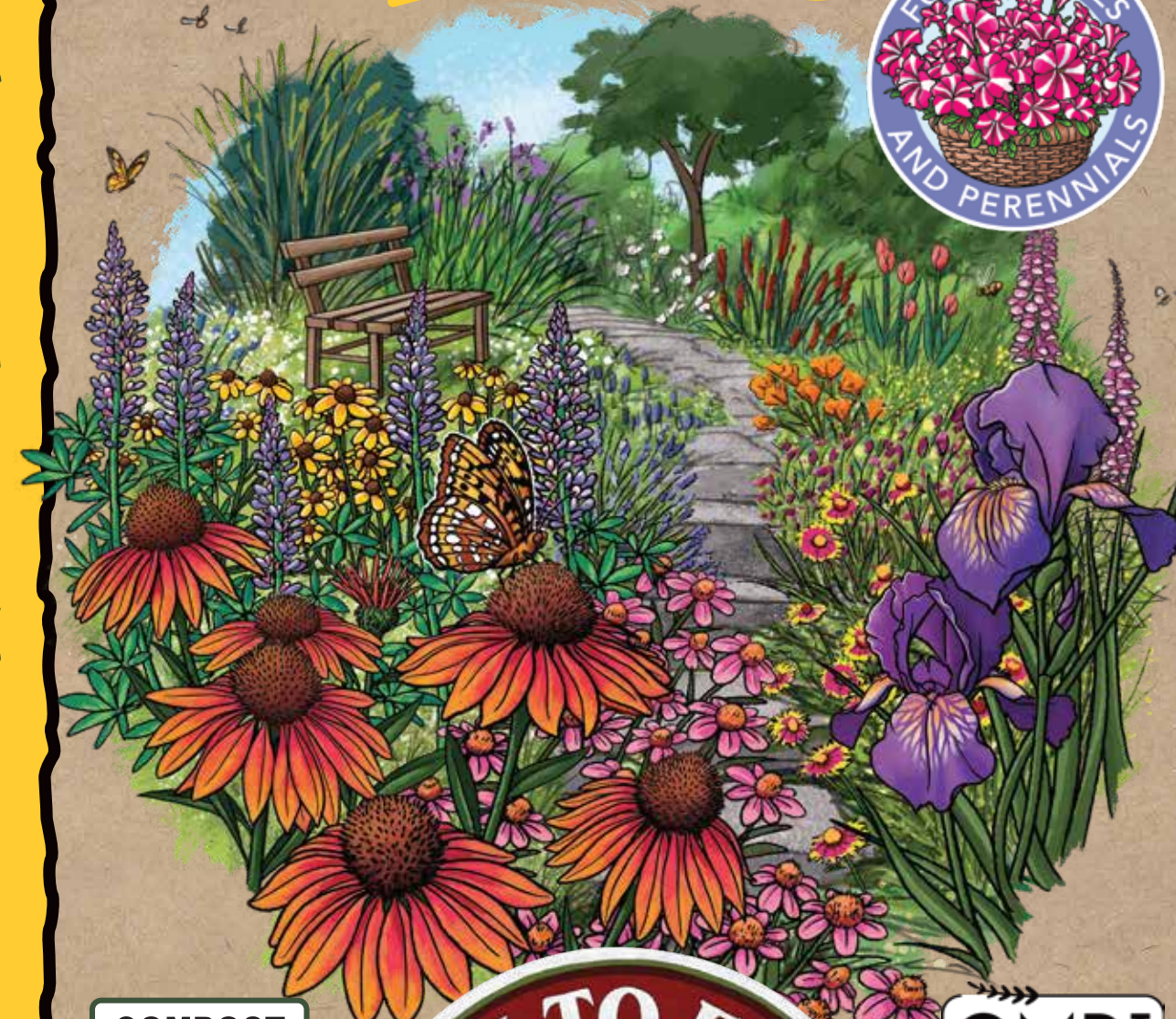


Flower Garden 2-6-5




ALL NATURAL FERTILIZER

Flower Garden 2-6-5



COMPOST THIS BOX!




NET WT 5 LB (2.27 kg)



"Keep on growing!" - Jack

Flower Garden 2-6-5



1. Dig



2. Feed

Follow the application rates on the back of the box



3. Plant

Remove plant from container and gently loosen roots



4. Water

Saturate the soil well just after transplanting

Aim to keep the soil damp, not wet, while the plant becomes established



USE OF A DUST MASK IS RECOMMENDED 

